

Pegasus Learning Project – The World

*Please note that I have included a range of activities suitable for both nursery and reception, therefore some may seem easier/harder than others; choose appropriate activities for your child and for younger ones, do extend with activities intended for reception if appropriate.

Daily Reading

Reception - Children to read to parents daily. Visit Oxford Owl for free eBooks that link to your child's book band. <https://home.oxfordowl.co.uk/>

Nursery - Read a variety of books at home with your parent or siblings. Favourites can be repeated. Hearing the patterns of language in a story will support your child's language development. You could also try the books from Oxford Owl.

Daily Maths

Watch a Numberblocks clip each day at: [BBC](#) or [CBeebies](#). Included below is what you can do each day once you have watched the episode.

Reception – Start/Continue working on [Numbots](#) – *Logins to follow*.

Numberblocks Day 1:

While you're watching the show, keep up a running commentary - ask your child what they can see, what just happened or what they think will happen next. You might be surprised how quickly you're talking about maths ideas like size, shape, position or order.

<https://www.bbc.co.uk/iplayer/episode/b08bzzns/numberblocks-series-1-one>

or

<https://www.bbc.co.uk/iplayer/episode/b08q39b4/numberblocks-series-2-just-add-one>

Numberblocks Day 2:

Watch an episode together that you've seen before, take turns to press pause and describe what's happening. You can stick to the facts or say something silly. The other person shouts 'yes!' or 'don't be silly!' Little ones will love knowing more than you do. Repeating the story in a playful way will help to reinforce the maths ideas in the episode.

<https://www.bbc.co.uk/iplayer/episode/b08bzgt8/numberblocks-series-1-two>

or

<https://www.bbc.co.uk/iplayer/episode/b08r3xqq/numberblocks-series-2-numberblock-castle>

Numberblocks Day 3:

There's more to maths than counting! When you're watching or talking about Numberblocks with your child, try to ask questions beyond 'how many'. For example, ask what would happen if you changed something: a different Numberblock, or a friend joining in. Make connections and look for patterns. Use words like bigger/smaller, more/less, first/second/last, left/right or top/bottom/middle. Ask why!

<https://www.bbc.co.uk/iplayer/episode/b08bzgxx/numberblocks-series-1-three>

or

<https://www.bbc.co.uk/iplayer/episode/b08r41qb/numberblocks-series-2-ten-green-bottles>

Numberblocks Day 4:

Can your little one pretend to be a Numberblock? For example, to be Two, march around counting steps; one, two, one, two. For Four, collect four things to put in a square, and for Five count on your fingers then share a high five.

<https://www.bbc.co.uk/iplayer/episode/b08d61cv/numberblocks-series-1-four>

or

<https://www.bbc.co.uk/iplayer/episode/b0bls8yj/numberblocks-series-3-once-upon-a-time>

Numberblocks Day 5:

Use any sort of blocks you have to make a starter play set - stick your own faces on them and see if your child can line them up in order. Getting hands-on with blocks is a great way to learn how numbers work because little ones can try things out and physically see and feel what happens.

<https://www.bbc.co.uk/iplayer/episode/b08d630h/numberblocks-series-1-five>

or

<https://www.bbc.co.uk/iplayer/episode/b0blsx34/numberblocks-series-3-zero>

Day 1

English

Learning Objective (LO): To listen to and join in with a story

You will be introduced to a new story, listen to it and begin to join in.

<https://classroom.thenational.academy/lessons/to-listen-to-and-join-in-with-a-story-6mt62r>

Phonics

Nursery

Learning Objective (LO): To identify different environmental noises

Go on a listening walk around your house (not outside). What noises can you hear?

How would you describe the noises? Are they loud or quiet? Are they short or long?

Can you identify what is making the noise?

Reception

Learning Objective (LO): To read a selection of tricky words

Start to learn some 'tricky words'. (Parents, for an explanation, you can watch this clip

<https://www.youtube.com/watch?v=dQmtOXbf3-0>)

In the table below are the first few words that we learn in class. Each day is a different activity that can help you learn these words at home.

| | | |
|-----|----|------|
| the | to | I |
| no | go | into |

Today, turn the words into flashcards and have a go at reading through them. How quickly can you get through them?

(I have also attached the next set of words, depending on how quickly these are picked up across the week. The activities can be used with these words too.)

Maths

Nursery

Learning Objective (LO): To sort a collection of objects in different ways

In this lesson you will learn that there can be more than one way to sort objects, focusing on just one attribute at a time.

<https://classroom.thenational.academy/lessons/sorting-a-collection-of-objects-in-different-ways-cguk0r>

Reception

Learning Objective (LO): To sort 2d shapes

In this lesson, you will be introduced to the names and properties of some simple 2D shapes. You will use those properties to sort the shapes. During your daily exercise go on a 2D shape walk around your house or garden and spot shapes in the environment. Which 2D shapes can you spot inside your home?

<https://classroom.thenational.academy/lessons/sorting-2d-shapes-cdh3et>

Other areas of learning linked to the topic: Understanding the World

Learning Objective (LO): To talk about where I live.

Learn your address! Can you tell an adult where you live? With some help, try looking it up on a map or try Google Earth - https://www.google.co.uk/intl/en_uk/earth/

Once you have learnt your address and had a look at where it is on a map. Can you draw a picture of your house and who lives there with you?

the

to

I

no

go

into

he

she

we

me

be

was

you

they

all

are

my

her

Day 2

English

LO: To map and speak the story

In this lesson you will create a story map. You will then use this story map to tell the story. This will help you to learn the story by heart.

<https://classroom.thenational.academy/lessons/to-map-and-speak-the-story-crr64c>

(A story map is a simple pictorial representation of the story. Please see below for some examples. In this lesson the teacher draws the map alongside the children.)

Phonics

Nursery

LO: To identify different environmental sounds

Go on a listening walk around your house or go outside into your garden. What noises can you hear? How would you describe the noises? Are they loud or quiet? Are they short or long? Can you identify what is making the noise?

Reception

LO: To read a selection of tricky words

| | | |
|-----|----|------|
| the | to | l |
| no | go | into |

Today, use your flashcards to make a pairs game. Find two cards that match and try and read them.

Maths

Nursery

LO: To sort objects to form sets

In this lesson you will learn to form sets based on a variety of given ideas. This lesson will be based on using objects found in your home.

<https://classroom.thenational.academy/lessons/sorting-concrete-objects-to-form-sets-6crk8e>

Reception

LO: Creating patterns with shapes

In this lesson, you will be making and spotting different repeating patterns. Draw or use natural resources or your toys to create your own repeating patterns.

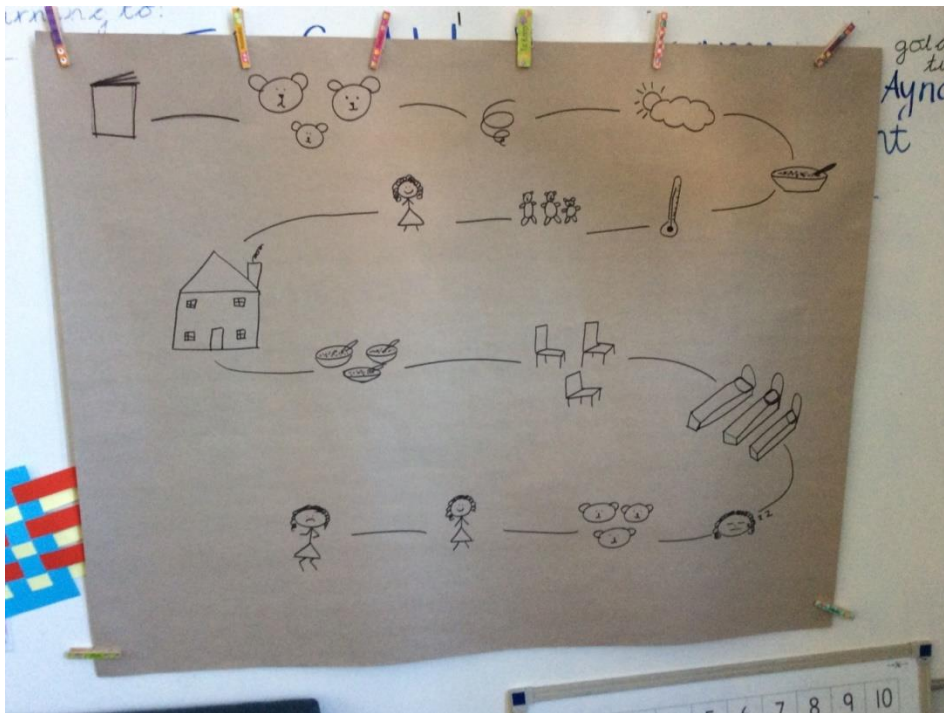
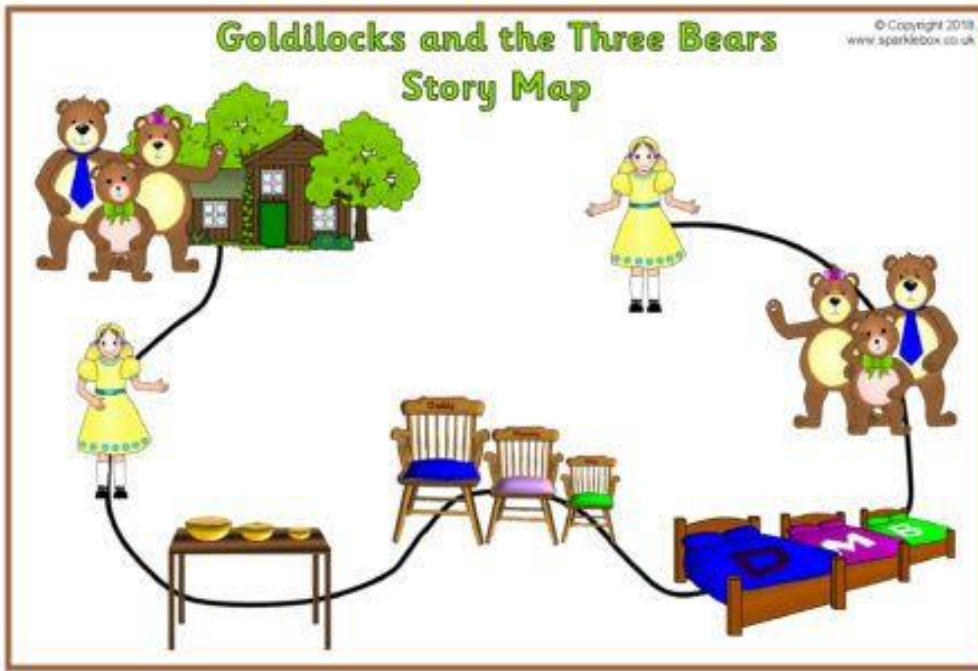
<https://classroom.thenational.academy/lessons/creating-patterns-with-shapes-ctj3gc>

Other areas of learning linked to the topic: **Understanding the World**

LO: To identify features of the immediate environment

Yesterday, you thought about your house. Today, you are going to think about where you live in relation to a larger area. You could use Google Earth again to have a look at your house and what is around it (this might be Hailey or Witney). Think about somewhere you walk to regularly, such as the park, grandparents or friend's houses, the shops etc. Think about what you see on that journey. Did you see those things on Google Earth? Have a go at drawing a simple line map of some of things that you saw on your walk. Maybe you saw the park, a post box, a bus stop, a pub, a shop?

(For your map, start with a line across the paper, with your house at one end and the place you are going at the other. Along the line, draw the things that you saw. Try and label them.)



Day 2: Examples of story maps

Day 3

English

LO: To step and speak the story

In this lesson you will add actions to your telling of the story and step these to help keep the story in your mind.

<https://classroom.thenational.academy/lessons/to-step-and-speak-the-story-6mwkgt>

Phonics

Nursery

LO: To identify different animal noises

<https://www.phonicsbloom.com/uk/game/whats-behind-the-door?phase=1>

Have a go at this game with the help of your grown up. Listen to the sounds carefully. Can you identify the animals that are hiding behind the doors?

Reception

LO: To read a selection of tricky words

| | | |
|-----|----|------|
| the | to | I |
| no | go | into |

Today, use your words as door codes. Put them on different doors around you house. You can only go through the door if you can read the word as you go!

Maths

Nursery

LO: To sort pictures to form a set

In this lesson you will learn to form sets based on pictures.

<https://classroom.thenational.academy/lessons/sorting-pictures-to-form-a-set-c5j6cc>

Reception

LO: Finding 3D shapes in the environment

In this lesson, you will learn the names of simple 3D shapes. Can you find any out and about or in your home?

<https://classroom.thenational.academy/lessons/finding-3d-shapes-in-the-environment-c9j64c>

Other areas of learning linked to the topic: **Expressive Arts and Design**



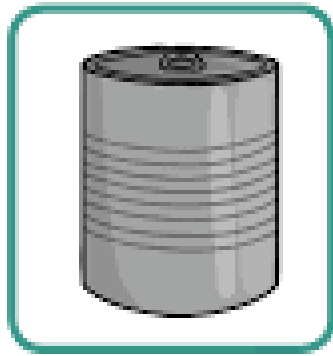
LO: To draw simple representations

Using paper plates or cardboard circles of concentric sizes make a series of pictures showing our place in the world.


You can find the instructions here: <https://intheplayroom.co.uk/2015/10/21/my-world-paper-plate-craft/>



Day 3: 3D Shapes - Examples of things that you might find

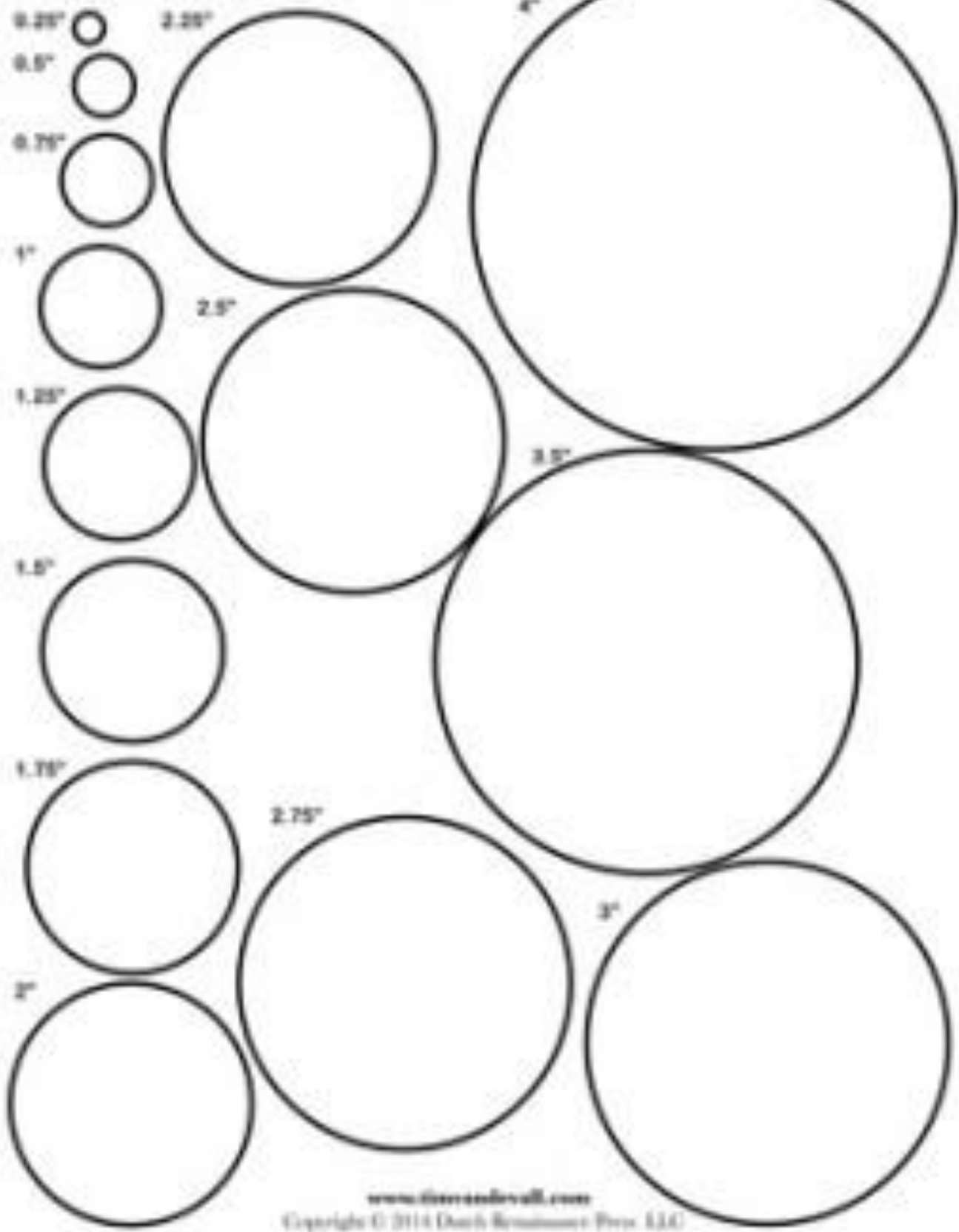


2D/3D Sort



Day 3: Examples of concentric circles

Circles with Labeled Diameters



Day 4

English

LO: To sing the story with a focus on setting

In this lesson you will use a song to help you think about the various settings in the story.

<https://classroom.thenational.academy/lessons/to-sing-the-story-with-a-focus-on-setting-6rvk6d>

Phonics

Nursery

LO: To identify different animal noises

<https://www.phonicsbloom.com/uk/game/match-sounds?phase=1>

This game is slightly different to yesterday. Listen carefully to the sound and match the correct picture to the sound you have heard.

Reception

LO: To read a selection of tricky words

| | | |
|-----|----|------|
| the | to | I |
| no | go | into |

Today, invent your own game, such as a game with a sibling/speed reading/hide and seek etc.

Maths

Nursery

LO: To sort shapes based on name or colour

In this lesson you will be sorting shapes according to one idea at a time.

<https://classroom.thenational.academy/lessons/sorting-shapes-based-on-name-or-colour-68rp8d>

Reception

LO: Describing 3D shapes

In this lesson, you will look closely at the properties of 3D shapes and talk about them, using new language to describe them.

<https://classroom.thenational.academy/lessons/describing-3d-shapes-crwk2e>

Other areas of learning linked to the topic: Personal, Social and Emotional Development/Communication and Language

LO: To talk about significant experiences

Watch an episode of My World Kitchen, which can be found on BBC iPlayer at <https://www.bbc.co.uk/iplayer/episodes/b09r7th9/my-world-kitchen> and find out about food from another part of the world.

After you have watched it, talk about your favourite foods, especially thing you like to eat for dinner. How do you eat your dinner? Where do you sit? Who sits with you? Plan a dinner that you can sit and eat together and help your grown-ups to prepare it.

Challenge: have a go at making one of the recipes from My World Kitchen.

Day 5

English

LO: To draw and label settings

In this lesson you will draw and label settings from the story.

<https://classroom.thenational.academy/lessons/to-draw-and-label-settings-68vp8c>

Phonics

Nursery

LO: To use instruments or objects to make different noises

If you have any musical instruments at home, use them, otherwise collect some objects that you can hit or shake to make different noises. Experiment by making some different sounds with them. What kind of sounds do they make? Do they make long or short sounds? How does it make a sound? Do you hit it, bang it, shake it or scrape it? How many different types of sounds does your musical instrument or object make?

Reception

LO: To read a selection of tricky words

| | | |
|-----|----|------|
| the | to | l |
| no | go | into |

Today, write out your words in pencil. Next, draw around each letter 5 more times using a different coloured pencil.

Maths

Nursery

LO: To match pairs of identical objects

Use your eyes to match pairs of identical objects.

<https://classroom.thenational.academy/lessons/matching-pairs-of-identical-objects-61jk6d>

Reception

LO: Revision and practise

In this lesson, you will practise some of the concepts of shape and pattern

<https://classroom.thenational.academy/lessons/revision-and-practise-71jk6t>

Other areas of learning linked to the topic: **Expressive Art and Design – Music**

LO: To experiment with different ways to make sounds

Learn about steel pans from the Caribbean by watching this episode of Yolanda's Band Jam. <https://www.bbc.co.uk/iplayer/episode/m0003gyl/yolandas-band-jam-series-1-15-the-steel-pan-bounce>

Watch the episode and enjoy having a good boogie at the end!

Start a kitchen beat band. Collect together pans, colanders, containers, whisks, spoons, pastry brushes, plastic spatulas and other kitchen utensils. Explore sounds that can be made by tapping and beating, just like a professional. Have a go at describing the different sounds that you are able to make using the household items, comparing any similarities and differences.